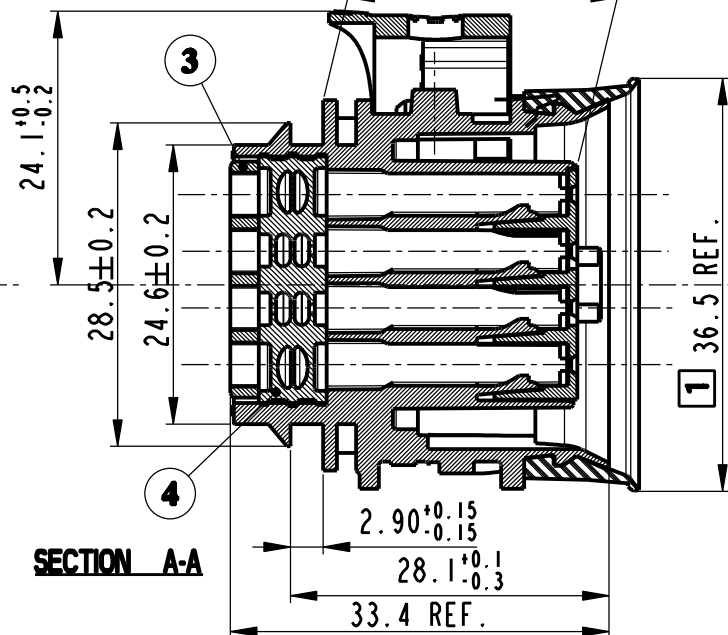

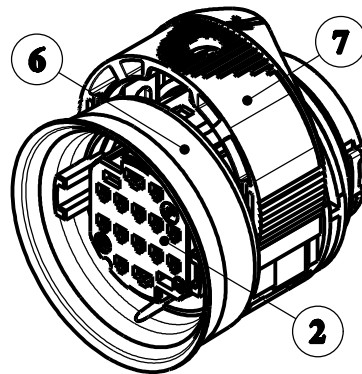
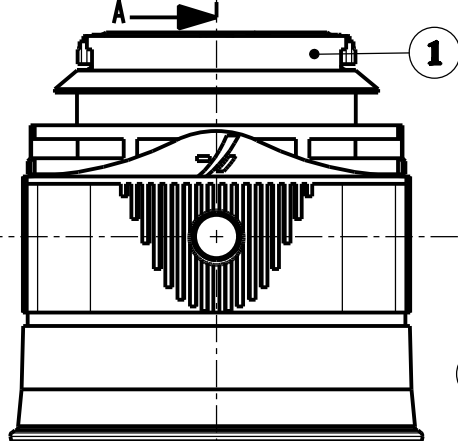


SCALE 3:2



SECTION A-A



① PUNTO D'INIEZIONE: Ammesso mancante di stampaggio
 Is admitted breakage of injection point

- This connector is designed for the following female contacts:

211 CC 2S 1120	10738188	-	211 CC 3S 1120	10725666
211 CC 2S 1150	15368842	-	211 CC 3S 2120	15368841
211 CC 2S 2150	10725808			
211 CC 2S 1160	10740374			
211 CC 2S 2160	10756749			

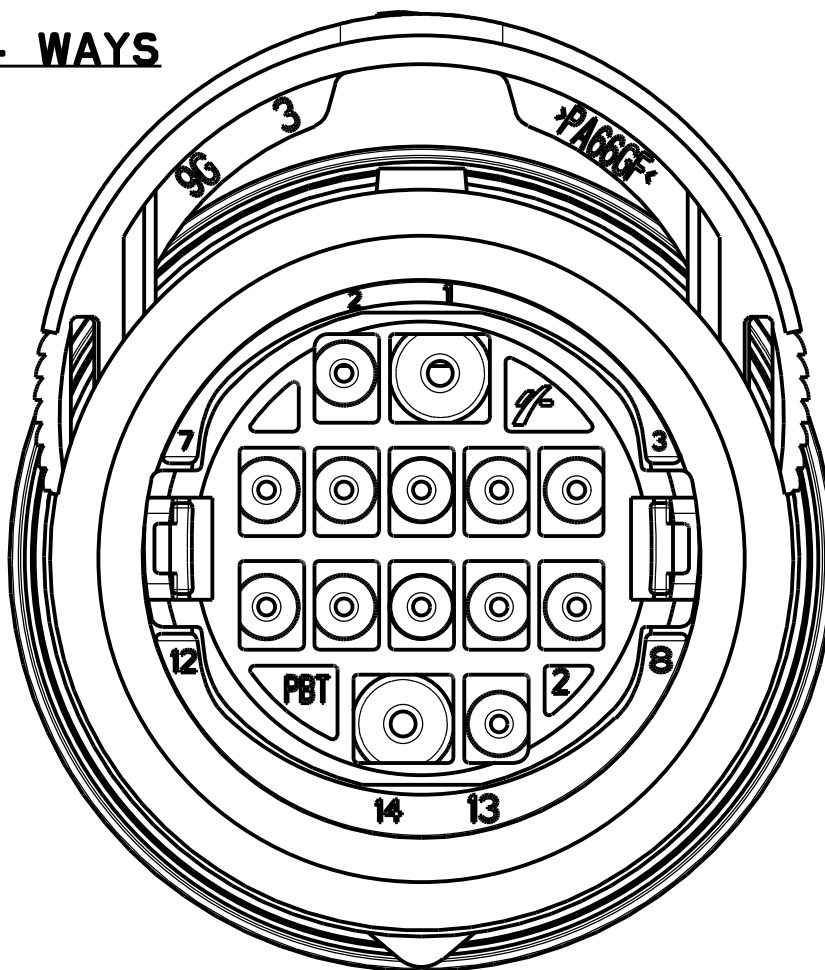
- For use and mating operation : see spec. IPS 170

① External gasket maximum clearance after mating male and female holder.

◇ CAPABILITY

CR-16/5199		11-10-2016	A	-	UPDATED FRAME AND ADDED DPN	F.G.	G.I.		
ECN-NO. NUMERO -ECN	DATE DD/ MM / YY DATA	REVISION REVISIONE	POSITION POSIZIONE	CHANGE DESCRIPTION DESCRIZIONE MODIFICA			DRAWN BY DISEGNATORE	CHK. BY CONTROLLATO	APPR. BY APPROVATO
PRODUCT SPEC. SPEC. DI PRODOTTO	PACKAGING SPEC. SPEC. DI IMBALLAGGIO	APPLICATION SPEC. SPEC. DI APPLICAZIONE	COPYRIGHT DELPHI CORPORATION AND/OR ITS AFFILIATES. ALL RIGHTS RESERVED. REVISED THIS DRAWING IS THE PROPERTY OF DELPHI CORPORATION. THE REPRODUCTION, DISTRIBUTION AND UTILIZATION OF THIS DOCUMENT OR ITS RELATED CAD MATH DATA, AS WELL AS COMMUNICATION OF ANY CONTENT TO OTHERS, WITHOUT EXPRESS AUTHORIZATION IS PROHIBITED.			QUESTO DISEGNO E' PROPRIETA' DI DELPHI CORPORATION E CONTIENE INFORMAZIONI CONFIDENZIALI. LA RIPRODUZIONE, DISTRIBUZIONE E UTILIZZAZIONE DI QUESTO DOCUMENTO O DELLE SUE RELATIVE MATEMATICHE CAD, NONCHE LA COMUNICAZIONE DI QUALSIASI CONTENUTO AD ALTRI, SENZA ESPLICITA AUTORIZZAZIONE, E' PROIBITA			
TOLERANCES TOLLERANZE	± 0.3mm / ±2°	MATERIAL : MATERIALE :	SURFACE FINISH FINITURA SUPERFICIALE			DELPHI DELPHI PACKARD ELECTRICAL/ELECTRONIC ARCHITECTURE TORINO, ITALY		CAD SYSTEM pro / eng.	
COUNTERPART Nr. CONTROPARTE Nr.		COLOUR : COLORE :				C	ISO PROJECTION PROIEZIONE ISO	DIMENSION IN MILLIMETERS DIMENSIONI IN MILLIMETRI	DWG SIZE FORMATO A4
DO NOT SCALE DRAWING DISEGNO FUORI SCALA		TOOL NO.	LOC. CODE NAZIONALITA' IT			C			
DATE DATA	NAME NOME	TITLE DESCRIZIONE			DRAWING NUMBER NUMERO DISEGNO		SHEET FOGLIO		
23-03-04	E.CINI	DOOR TO BODY 14 WAYS ASSY FEMALE HOLDER SEALED VERSION			FSA 309138		1 of 1 di 2		
APPROVED BY APPROVATO	23-03-04	ESR NO. NUMERO ESR	CAT. NO. NUMERO CAT.	SEE SHEET 2		FILE NAME NOME FILE		SCALE SCALA	
	MCOLOMBO					FSA 309138		1:1	

14 WAYS



FEMALE HOLDER CONNECTOR WITH ALL OPENED CAVITIES.

7	<i>Slide</i>	<i>Gray</i>	DTBFHPE14BKS 33517516
6	<i>External Gasket</i>	<i>Black</i>	
5	<i>Internal Gasket</i>	<i>Red</i>	
4	<i>Grommet</i>	<i>Red</i>	
3	<i>Premi Grommet</i>	<i>Black</i>	
2	<i>Secondary Lock</i>	<i>Yellow</i>	
1	<i>14 Way Female Holder</i>	<i>Black</i>	
ITEM	COMPONENT DESCRIPTION	COLOUR	ASSY P/N

CR-16/5199		11-10-2016		A	-	UPDATED FRAME AND ADDED DPN		F.G.	G.I.	
ECN-NO. NUMERO -ECN	DATE DD / MM / YY DATA	REVISION REVISIONE	POSITION POSIZIONE	CHANGE DESCRIPTION DESCRIZIONE MODIFICA				DRAWN BY DISEGNATORE	CHK. BY CONTROLLATO	APPR. BY APPROVATO
PRODUCT SPEC. SPEC. DI PRODOTTO	PACKAGING SPEC. SPEC. DI IMBALLAGGIO	APPLICATION SPEC. SPEC. DI APPLICAZIONE	COPYRIGHT DELPHI CORPORATION AND/OR ITS AFFILIATES. ALL RIGHTS RESERVED. REVISED THIS DRAWING IS THE PROPERTY OF DELPHI CORPORATION. THE REPRODUCTION, DISTRIBUTION AND UTILIZATION OF THIS DOCUMENT OR ITS RELATED CAD MATH DOCUMENTO O DELLE SUE RELATIVE MATEMATICHE CAD, NONCHE LA COMUNICAZIONE DI QUALSIASI CONTENUTO AD ALTRI, SENZA ESPLICITA AUTORIZZAZIONE, E PROIBITA							
TOLERANCES TOLLERANZE	$\pm 0.3mm / \pm 2^\circ$	MATERIAL : MATERIALE :	SURFACE FINISH FINITURA SUPERFICIALE		DELPHI DELPHI PACKARD ELECTRICAL/ELECTRONIC ARCHITECTURE TORINO, ITALY			CAD SYSTEM		
COUNTERPART Nr. CONTROPARTE Nr.		COLOUR : COLORE :						C		pro / eng.
DO NOT SCALE DRAWING DISEGNO FUORI SCALA		TOOL NO.		LOC. CODE NAZIONALITA'	IT		ISO PROJECTION PROIEZIONE ISO	DIMENSION IN MILLIMETERS DIMENSIONI IN MILLIMETRI	DWG SIZE FORMATO A4	
DRAWN BY DISEGNATORE	DATE DATA	NAME NOME	TITLE DESCRIZIONE			DRAWING NUMBER NUMERO DISEGNO			SHEET FOGLIO	
CHECKED BY CONTROLLATO	23-03-04	E.CINI	DOOR TO BODY 14 WAYS ASSY FEMALE HOLDER SEALED VERSION			FSA 309138			2 of 2 di	
APPROVED BY APPROVATO	23-03-04	M.COLOMBO							ESR NO. NUMERO ESR	
			SEE TABLE			FILE NAME NOME FILE			SCALE SCALA	
						FSA309138			1:1	