THIS DRAWING IS UNPUBLISHED.
VERTRAULICHE UNVEROEFFENTLICHTE ZEICHNUNG.
© COPYRIGHT – By –
RELEASED FOR PUBLICATION
FREI FUER VEROEFFENTLICHUNG
ALL RIGHTS RESERVED.
ALLE RECHTE VORBEHALTEN

MATED WITH:
PASSED ZU:
–

LOC	DIST
AI	–
PROJEKT NR: 91–52230	

REVISIONS
AENDERUNGEN

P	LTR	DESCRIPTION BESCHREIBUNG	DATE	DWN	APVD
	B5	REVISED PER ECR–11–025934	29DEC11	RK	HMR

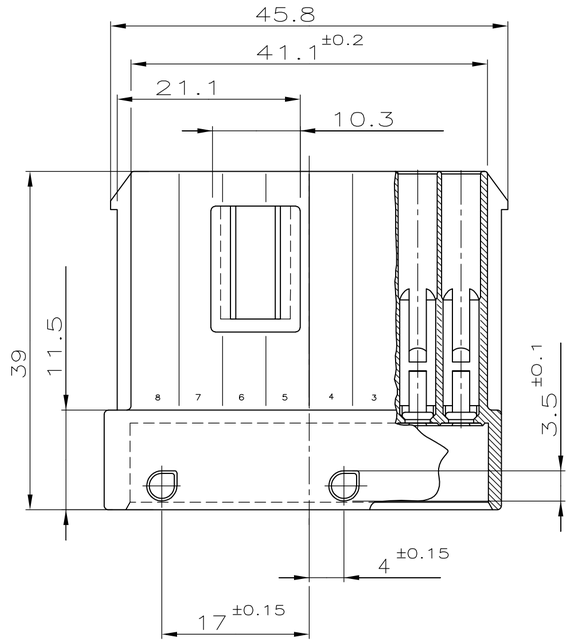

Schnitt C–F

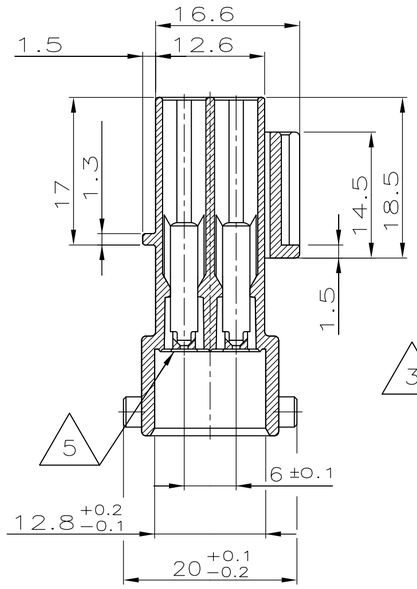

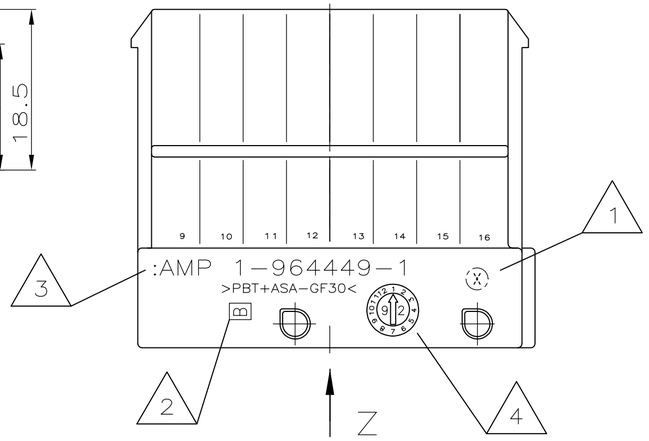

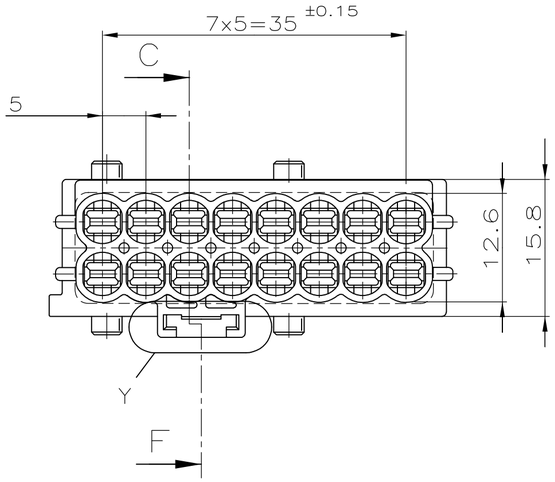

Einzelheit "Y"

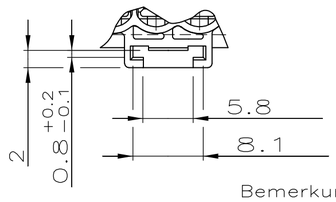

Ansicht "Z"

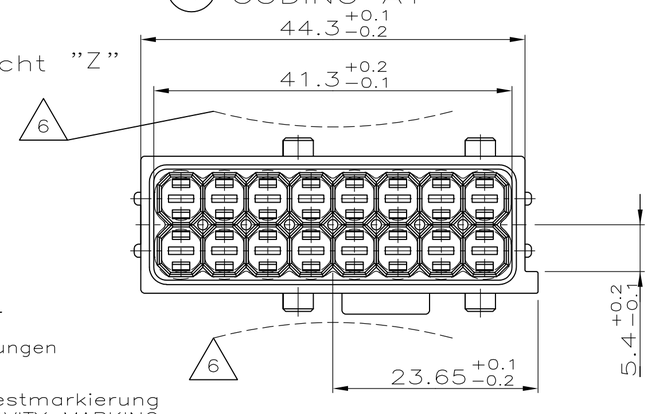

1 KODIERUNG A1
CODING A1

2 KODIERUNG B1
CODING B1

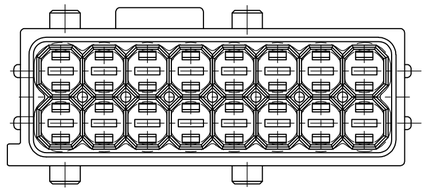

3 KODIERUNG C1
CODING C1

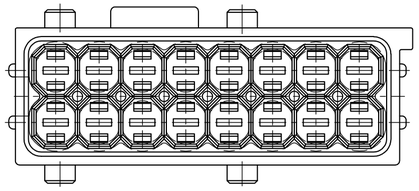

4 KODIERUNG D1
CODING D1

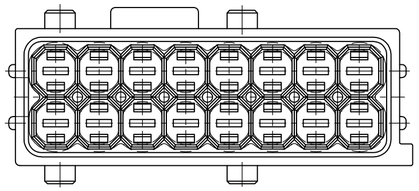

5 KODIERUNG N
CODING N

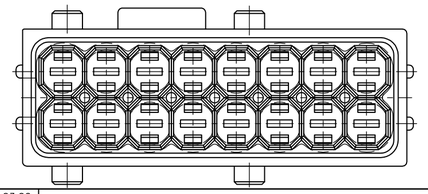

1–..–1 wie gezeichnet
AS SHOWN

Bemerkungen
NOTES

1. Nestmarkierung
CAVITY MARKING
2. Werkzeug–Änderungsindex
REVISION STATUS OF THE MOULD
3. (B3) AMP Zeichen, –Nummer und Materialkennzeichnung oder TE–Logo
AMP SIGN, –NUMBER AND MATERIAL MARKING OR TE–LOGO
4. Produktionsdatum mit Datumstempel
PRODUCTION DATE WITH DATE INSERT
5. Passende Dichtung PN 963216–1
USED WITH SEALING 963216–1
6. Maximaler Einfall max. 0,25
SURFACE MAX. 0,25
7. Fuer Au–Varianten der Kontakte PN X–XXXXX–3 verwenden
FOR Au–VERSION OF CONTACTS USE X–XXXXX–3

CONTACT–SYSTEM	STRIP ORDER–NO.	WIRE SIZE [mm²]	MATERIAL	FINISH	SINGLE WIRE SEAL	COLOR	WATER–TIGHTNESS
TAB 2.8x0.8mm	1 2–962916–1	1.5 – 2.5	CuFe 2	TINNED	0–0828905–1	WHITE	IPx 9K
TAB 2.8x0.8mm	1 2–962915–1	0.75 – 1.0	CuFe 2	TINNED	0–0828904–1	LIGHT BLUE	IPx 9K
TAB 2.8x0.8mm	1 2–962915–1	0.5	CuFe 2	TINNED	0–0963294–1	BLUE	IPx 9K
TAB 2.8x0.8mm	1 1–965982–1	0.35	CuSn 4	TINNED	0–0963294–1	BLUE	IPx 9K

CUSTOMER PART NO	PART NO	REV.	PCS.	MATERIAL	SURFACE / COLOR	DESCRIPTION	ITEM NO
(B3) OBSOLETE	–	5–964449–1	–	1	PBT weiss	16pol. Gehaeuse fuer 2.8mm Tab	5
(B3) OBSOLETE	–	4–964449–1	–	1	PBT braun	16pol. Gehaeuse fuer 2.8mm Tab	4
(B3) OBSOLETE	–	3–964449–1	–	1	PBT blau	16pol. Gehaeuse fuer 2.8mm Tab	3
	–	2–964449–1	B	1	PBT grau	16pol. Gehaeuse fuer 2.8mm Tab	2
	–	1–964449–1	B	1	PBT schwarz	16pol. Gehaeuse fuer 2.8mm Tab	1

THIS DRAWING IS A CONTROLLED DOCUMENT.
DIESE ZEICHNUNG IST EIN KONTROLLIERTES DOKUMENT.

DIMENSIONS: MASSE\NHEITEN: mm

TOLERANCES UNLESS OTHERWISE SPECIFIED: ALLGEMEINTOLERANZEN
0 PLC ± 0.3 mm
1 PLC ± 0.3 mm
2 PLC ± 0.3 mm
3 PLC ±
4 PLC ± –
ANGLES/WINKEL ± 1°

MATERIAL –
FINISH/OBERFLAECHE/FARBE –

DWN	C.Anghel	17.03.06
CHK	V.Bergmann	18.03.06
APVD	–	
PRODUCT SPEC PRODUKTSPEZ.	–	
APPLICATION SPEC. VERABEITUNGSSPEZ.	–	
WEIGHT GEWICHT	–	

TE Connectivity

NAME
16pol. Gehaeuse fuer 2.8mm Tab
16 POS. TAB HOUSING 2.8MM

SIZE	CAGE CODE	DRAWING NO ZEICHNUNGS–NR.	RESTRICTED TO NUR FUER
A2	00779	C–964449	–

CUSTOMER DRAWING/KUNDENZEICHNUNG
SCALE MASSSTAB 2:1
SHEET BLATT 1 OF VON 1
REV B5

964449

1471–9 (3/11)