SYMBOL DEFINITION		MISSING SYMBOLS
A DIMENSION WITHOUT AN INSPECTION REPORT SYMBOL DOES NOT REQUIRE INSPECTION. IT MAY BE CONTROLLED ON THE INDIVIDUAL COMPONENT DRAWING.	TOTAL NO OF INSPECTIONS REQUIRED: 21	4 8 10
	LAST NO. USED: 21	

DWG STATUS					ZONE	REVISION HISTORY	AUTH	DR	APVD 1	APVD 2
DATE	STA	REV	N/P	CHG						
18JN99	R	01	-	-	-	12048159, 12124977 - WAS SEPARATE DWG	193562	AKS	KUB	DB
11NO02	R	02	-	-	-	12048159 - UPDATED PDM ATTRIBUTES	234537	KPR	RVP	RC
04FE03	R	03	-	-	-	UPDATED PDM ATTRIBUTES	236503	KGP	KGP	RC
24AR03	R	04	-	-	-	UPDATED PDM ATTRIBUTES	238820	BRB	BRB	RC
13AU12	R	05	-	-	-	12129497,12124977,12048254 & 12048159 - UPDATED MAT'L CALLOUT AND MAT'L SIZE WAS 42.47	419233	KYT	JVM	MA
12MY15	R	06	-	-	-	12048159, 12048254, 12124977 & 12129497 UPDATED PDM ATTRIBUTES	429551	KBH	JVM	JFF
07JN16	R	07	-	-	-	ALL ACTIVE PARTS - ADDED DIM II PLCI "IN CARRIER STRIP VIEW"	432088	JVR	JVM	JFF
25AU17	R	08	-	-	-	3509378I - RELEASED	437538	KBH	JVM	LB
21JN18	R	09	-	-	-	12048159 - CABLE SIZE RANGE WAS 0.5-0.8 ON CHART	446199	SDH	JAA	LB
22JN18	R	10	-	-	-	3509378I - 6.1 WAS 6.3 ON CHART, MATERIAL WAS "TIN PLATED COPPER"	439351	SDH	JAA	LB

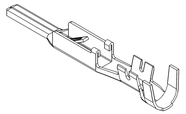

SCALE 5:1

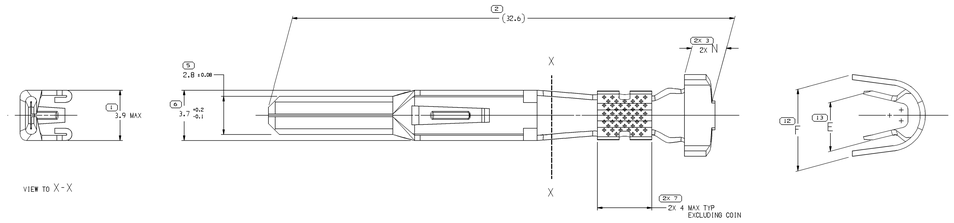

TYPE 101

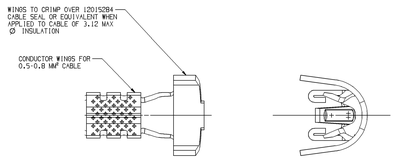

TYPE 102
SAME AS TYPE 101
EXCEPT AS SHOWN

WING CONST I

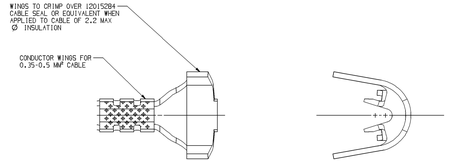

TYPE 103
SAME AS TYPE 101
EXCEPT AS SHOWN

WING CONST II

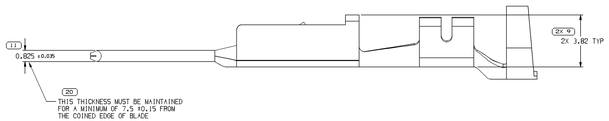

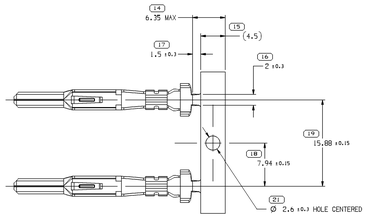

CARRIER STRIP VIEW
SCALE 4:1

NOTES

1. UNLESS OTHERWISE SPECIFIED AND/OR INDICATED:
   DIMENSIONS ARE TO FACE OF VIEW SHOWN AND AUTOMATICALLY ROUNDED BY COMPUTER FOR INSPECTION. (SEE MATH MODEL FOR PRECISE DIMENSIONS.) FOR ALL OTHER DIMENSIONS NOT SHOWN BUT REQUIRED FOR TOOL BUILD, SEE MATH MODEL FOR PRECISE TOOL PATH DATA.
2. REFERENCE MATING TERMINAL OR EQUIVALENT:
   12077411 & 12015054

3509378I	02	-	COPPER ALLOY W/ SILVER PLATING	0.381 X 42.04	3-5	11	3-4.2	101	I	4.6	6	2
12129497	A3	-	TIN PLATED COPPER ALLOY	0.381 X 42.04	2-3	13	2.45-3.8	101	I	4	6.4	2
12124977	A9	-	TIN PLATED COPPER ALLOY	0.381 X 42.04	0.35-0.5	21	1.3-2.2	103	II	2.4MIN.8	6.4	2
12048254	D3	-	TIN PLATED COPPER ALLOY	0.381 X 42.04	3	12	3.49-3.65	101	I	4.6	6	2
12048159	B16	-	TIN PLATED COPPER ALLOY	0.381 X 42.04	0.5-1	19	2.03-3.12	102	I	3.2	5.9	2
12046959	E	-	COPPER ALLOY	0.381 X 42.47	1-2	15	3.13-3.97	101	I	3.6	6	2
PART NO	REV	N/P	MAT'L SPEC	MAT'L SIZE	SIZE MM²	ID	DIA	TYPE	WING CONST	F_{MIN} ±0.05mm	F_{MAX} ±0.05mm	$N_{±0.15}$
			MATERIAL		CABLE				-			

DRAWING NUMBER 12089387
SIZE A1×3 | SCALE 1:1 | SHEET 2 OF 2 | 1 OF 4 | REV R | N/P 10 | -

7. PROVIDES THE ORDER PURCHASE'S PART NUMBER INDICATES THAT PHYSICAL PARTS ARE NOT AVAILABLE FOR ORDERING.

PART NUMBERS THAT DO NOT HAVE A LINE PRESENT INDICATE THAT PHYSICAL PARTS ARE AVAILABLE FOR ORDERING.

CONTACT DELPHI SALES TO ASSURE AVAILABILITY OF PARTS.

DWG TYPE: PART DRAWING

STYLE

VOLUME (CM³) | SYSTEM CODE

UNLESS OTHERWISE SPECIFIED

THIS DOCUMENT IS IN ACCORDANCE WITH ASME Y14.5M-1994 AS ADHERED BY THE IN GLOBAL STANDARDS USE DELPHI-PROVIDED CAD MODEL. ALL DIMENSIONS, TOLERANCES AND RELATED DATUMS WILL BE ALL 3-DIMENSIONAL FORM, AS DEFINED BY THE CAD MODEL. ALL DIMENSIONS, TOLERANCES, DATUMS TAKEN ON INTERSECTION OF LOCATION TOLERANCES ARE TRUE POSITIONS. ALL DIMENSIONS ARE SHOWN REFERENCE, REGARDLESS OF STATUS REFERENCE.

ALL DIMENSIONS ARE IN MILLIMETERS

REFERENCE

(5) PROCESS SENSITIVE DIMENSION

DIMENSIONS ENCLOSED IN ( ) INDICATE REFERENCE DIMENSIONS AND NO TOLERANCE LIMITS ARE ESTABLISHED

DIMENSIONAL POWER (MM)	CHAPT 12
FROM 0 TO 12	>12
TOLERANCE UNLESS OTHERWISE SPECIFIED	±0.25 ±0.5
ANGULAR TOLERANCE (DEG)	±0.5

THIRD ANGLE PROJECTION | DO NOT SCALE | USE MATH DATA | NX

DELPHI
DELPHI PACKARD ELECTRICAL/ELECTRONIC ARCHITECTURE
WARREN, OH

COPYRIGHT 1999 DELPHI CORPORATION AND/OR ITS AFFILIATES. ALL RIGHTS RESERVED.

THIS DRAWING IS THE PROPERTY OF DELPHI CORPORATION OR ITS AFFILIATES. IT MAY NOT BE COPIED OR OTHERWISE USED OR DISCLOSED WITHOUT AUTHORIZATION OF DELPHI CORPORATION OR ITS AFFILIATES. IN THE EVENT OF UNAUTHORIZED USE OR DISCLOSURE, THE UNAUTHORIZED USER WILL BE HELD LIABLE. WITHOUT EXPRESS AUTHORIZATION, IS PROHIBITED.

		DATE
DR	KPVDH A. ARZATE	18JN99
APVD1	KPVDH B. UQALDE G	30JN99
APVD2	KPVDH D. KEARNS	13JUN99
APVD3		
APVD4		

MATERIAL: SUBSTANCES OF CONCERN AND RECYCLED CONTENT PER DELPHI (29450)

SEE CHART

DRAWING NAME: TAXI TERM M M/P 280 SEALED LOCKING LANCE

DRAWING NUMBER 12089387
SIZE A1×3 | SCALE 1:1 | SHEET 1 OF 2 | 1 OF 1 | REV R | N/P 10 | -

12089387