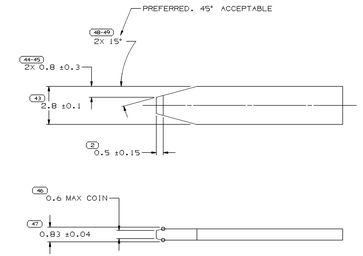

BLADE DETAIL
SCALE 10:1

NOTES

1. INSPECTION SYMBOLS FOR REFERENCE ONLY

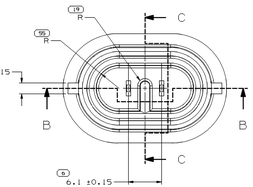

TYPE 101

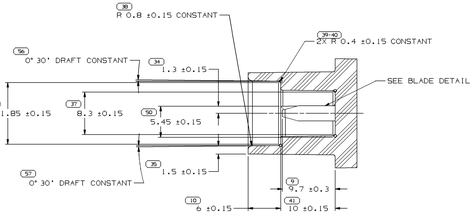

SECTION C-C

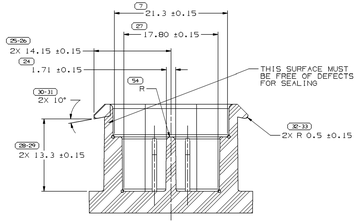

SECTION B-B

NOTES

1. INSPECTION SYMBOLS FOR REFERENCE ONLY

MATING COMPONENT INFORMATION

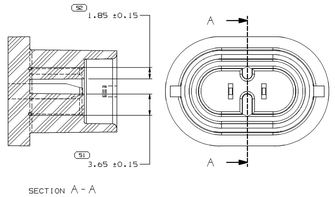

SECTION A-A

TYPE 102
SAME AS TYPE 101
EXCEPT AS SHOWN

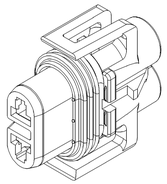

SYMBOL DEFINITION		MISSING NUMBERS
A DIMENSION WITHOUT AN INSPECTION REPORT SYMBOL ( ) DOES NOT REQUIRE INSPECTION. IT MAY BE CONTROLLED ON AN INDIVIDUAL COMPONENT DRAWING.	TOTAL NO. OF SYMBOLS ON DRAWING: 51 LAST NO. USED: 61	1,53,

DWG STATUS DATE	STN	REV	N/P	DHS	ZONE	REVISION HISTORY	AUTH	DR	APVD 1	APVD 2
22JN00	R	01	-	-	-	CLEARED REV COLUMN: 15393199 - ADDED	001005	MAC	MAC	MEP
28APO1	R	02	-	-	-	ALL PARTS: UPDATED GRAPHICS	208949	KAM	JMP	MEP
11SE01	R	03	-	-	-	1541953 - RELEASED	213877	RVP	RVP	AM
12OC01	R	04	-	-	-	1541953 - REF P/N WAS FSHT-14A464-FA	215811	RVP	RVP	AM
24OC01	R	05	-	-	-	1541953 - REF P/N WAS 2M5T-14A464-AA	216095	RVP	RVP	AM
08NO01	R	06	-	-	-	1541953 - UPDATED PDM ATTRIBUTES	217046	EES	EES	AM
13NO01	R	07	-	-	-	1541953 - UPDATED PDM ATTRIBUTES	217256	KAM	KAM	AM
17JL03	R	08	-	-	-	ALL PARTS - REVISED NOTE	243574	JYD	JYD	EM
11SE03	R	09	-	-	-	ALL PARTS - ADDED BOM NOTE TO DIM 25±0.3 AND REMOVED DIM 2 PLCS	245357	BRB	BRB	WTM
11MR04	R	10	-	-	-	12124819 & 1541953 - UPDATED PDM ATTRIBUTES	252453	KAM	KAM	WTM
28JL04	R	11	-	-	-	1541953 - ADDED M532001 MARKER DOT FOIL	253471	LLJ	LLJ	WTM
28JL04	R	12	-	-	-	1541953 - REVISED M532001 DESCRIPTION	253738	LLJ	LLJ	WTM
27JA05	R	13	-	-	-	1351162P - RELEASED	262788	KAM	KAM	MDM
31MR05	R	14	-	-	-	1541953 - Ø (4) WAS Ø 4	266570	GPS	JVM	WTM
18MY05	R	15	-	-	-	12124819 - UPDATED PDM ATTRIBUTES	268280	JTV	TKV	WTM
25JN09	R	16	-	-	-	1541953 - REVISED WHITE DOT NOTE	408318	RHD	KAD	RHD
24NO10	R	17	-	-	-	1541953 - ADDED ASSEMBLY NUMBER ON TYPE 103	412714	GEM	GEM	GEM
08FE12	R	18	-	-	-	1541953 - M532101 WAS M532001	416972	CBO	CBO	GEM
17JL17	R	19	-	-	-	ADDED "SHT 1 OF 2"	437178	HCD	HCD	HH

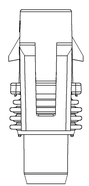

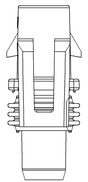

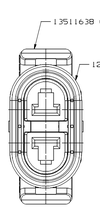

TYPE 104
SAME AS TYPE 101
EXCEPT AS SHOWN

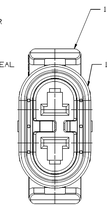

TYPE 102
SAME AS TYPE 101
EXCEPT AS SHOWN

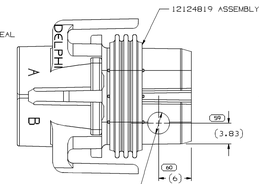

TYPE 103
SAME AS TYPE 101
EXCEPT AS SHOWN

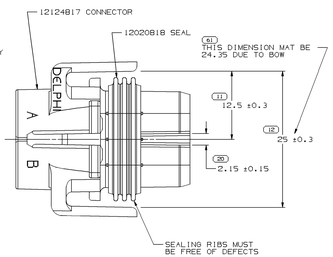

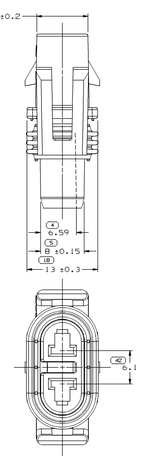

TYPE 101

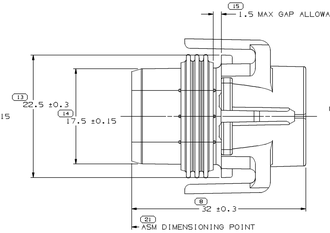

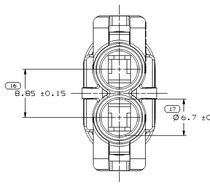

NOTES

1. UNLESS OTHERWISE SPECIFIED AND/OR INDICATED:

   DIMENSIONS ARE TO FACE OF VIEW SHOWN AND AUTOMATICALLY ROUNDED BY COMPUTER FOR INSPECTION (SEE MATH MODEL FOR PRECISE DIMENSIONS). FOR ALL OTHER DIMENSIONS NOT SHOWN BUT REQUIRED FOR TOOL BUILD, SEE MATH MODEL FOR PRECISE TOOL PATH DATA.

2. SEALING CODE 3 - DESIGN WILL PASS SALT FOG AND IMMERSION TEST AFTER CONDITIONING AS SPECIFIED IN ESA-644 (WEATHER-PACK), ESA-710 (METRI-PACK), ESA-650 (UNDERHOOD MICRO-PACK), C-4006 (WORLD CONNECTOR), ETC WHEN MATED TO MATING PART OR EQUIVALENT.

3. FOR APPLICATION DATA SEE THE INDIVIDUAL APPLICATION DRAWINGS.

4. TYPE 101 CONNECTOR TO MATE WITH A.N.S.I. BULB TYPE 881, 889 OR EQUIVALENT. TYPE 102 TO MATE WITH A.N.S.I. BULB TYPE H9 OR EQUIVALENT.

5. WHEN PARTS ARE SHIPPED, THEY MUST BE PACKED IN PLASTIC BAGS OR SHIPPING CONTAINERS MUST BE LINED WITH PLASTIC LINERS. BAGS OR LINERS MUST BE SEALED TO AVOID ENTRY OF FOREIGN MATTER.

6. FOR PARTS NUMBERS WITH ADHESIVE, USE M3510001 OR ADHESIVE APPROVED BY MATERIALS ENGINEERING TO GLUE CONNECTOR SEAL TO CONNECTOR.

7. REFERENCE P/N TYPE 103 FORD 2M5T-14A464-NA

P/N WITH ADHESIVE	REV	N/P	TYPE	STATUS	P/N WITHOUT ADHESIVE	REV	N/P	TYPE	STATUS
-	-	-	-	-	13511639	01	-	104	-
-	-	-	-	-	1541953	01	AN	103	-
-	-	-	-	-	15393199	01	AD	102	-
12186691	A2	-	101	-	12124819	A7	-	101	-

DRAWING NUMBER							
12186800							
SIZE	SCALE	SHEET	PAGE	SHEET NOTES	REV	N/P	
A1x3	4:1	2 OF 2	1 OF 2	R	19	-	

(13) PROCESS SENSITIVE DIMENSION

DIMENSIONS ENCLOSED IN ( ) INDICATE REFERENCE DIMENSIONS AND NO TOLERANCE LIMITS ARE ESTABLISHED

| DIMENSIONAL RANGES (MM) | | | | | | |