SYMBOL DEFINITION		MISSING NUMBERS
A DIMENSION WITHOUT AN INSPECTION REPORT SYMBOL [ ] DOES NOT REQUIRE INSPECTION. IT MAY BE CONTROLLED ON AN INDIVIDUAL COMPONENT DRAWING.	TOTAL NO. OF SYMBOLS ON DRAWING: 6	
	LAST NO. USED: 8	

DWG STATUS DATE	STS	REV	N/P	CHG	ZONE	REVISION HISTORY	AUTH	DR	APVD	APVD
02MR99	R	01	-	-		ALL PARTS - WERE SEPARATE DWG	990009	JAA	RMM	DSO
02MR99	R	02	-	-		SHT 1 OF 2 ADDED	990005	LMM	RMM	DSO
07NO01	R	03	-	-		12129424 & 25 - UPDATED PDM ATTRIBUTES	215046	MRL	MRL	DLB
21JA02	R	04	-	-		ALL ACTIVE PARTS - REVISED GRAPHICS	213978	JAA	JAA	JL
19OC04	R	05	-	-		ALL ACTIVE PARTS - ADDED TERMINAL ID NOTE	260108	SPS	JAA	MCM
03OC05	R	06	-	-		12129424, 12129425 & 12129463 - MATERIAL WAS M15192027; 135431BB - RELEASED	272805	CJP	CJP	CF
24NO05	R	07	-	-		12129424, 12129425 & 12129463 - CREATED NISSHA CUSTOMER PART DRAWING	285749	JTV	AUG	TAV
17MR06	R	08	-	-		12129422 - REINSTATED	278618	PCP	PCP	MJC
08SE06	R	09	-	-		ALL ACTIVE PARTS - MAT'L SPEC WAS M15192027 AND ADDED PROBE NOTE	284253	MDH	FRM	WTM
07MR07	R	10	-	-		12191479 AND 12191475 MATERIAL SPEC WAS M15740027	400707	WM	WM	WTM

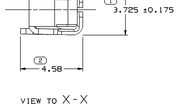

VIEW TO X-X

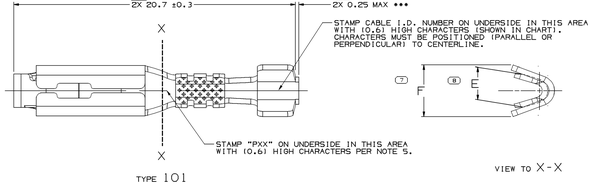

TYPE 101

VIEW TO X-X

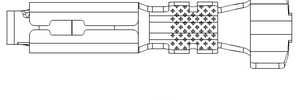

TYPE 102
SAME AS TYPE 101
EXCEPT AS SHOWN

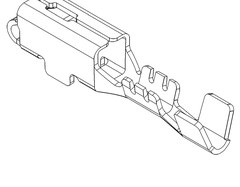

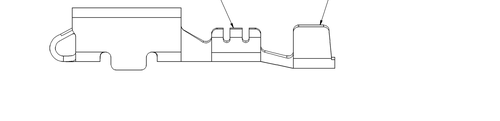

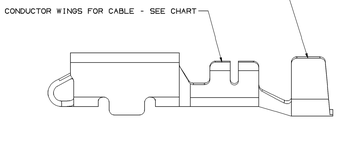

NOTES

1. UNLESS OTHERWISE SPECIFIED AND/OR INDICATED:

   DIMENSIONS ARE TO FACE OF VIEW SHOWN AND AUTOMATICALLY ROUNDED BY COMPUTER FOR INSPECTION (SEE MATH MODEL FOR PRECISE DIMENSIONS). FOR ALL OTHER DIMENSIONS NOT SHOWN BUT REQUIRED FOR TOOL BUILD, SEE MATH MODEL FOR PRECISE TOOL PATH DATA.

2. RECOMMENDED MATING BLADE WIDTH 2.8 ±0.08 THICKNESS 0.825 ±0.035

3. "***" DENOTES DIMENSION IS MADE AT CUT OFF AND CRIMP DIE

4. VISIBLE CRACKS ARE NOT PERMISSIBLE

5. "PXX" INDICATES "P" PLUS LAST TWO DIGITS OF MAKE DIE SERIES NUMBER (P01, P02, P03, ETC).

6. DO NOT PROBE, TEST OR OTHERWISE CONTACT THE INTERIOR REGION (THE SPRING OR ANY MOVING PART) OF THIS TERMINAL. SEVERE DAMAGE CAN OCCUR, COMPROMISING THE PERFORMANCE OF THE ELECTRICAL INTERFACE.

| STRIP FORM | | |