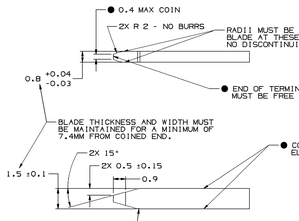

● THESE DIMENSIONS ARE CRITICAL TO THE MECHANICAL AND ELECTRICAL PERFORMANCE OF THE CONNECTION SYSTEM.

MATERIAL SPECIFICATIONS

RECOMMENDED

BASE METAL - CDA-210, EXTRA SPRING TEMPER

- TIN PLATING (WHERE APPLICABLE TO 125°C MAX CONTINUOUS USAGE): 0.0050-0.0025 MM (200-100 µIN) ELECTROPLATED TIN.
- USAGE OF PLATING TYPES OTHER THAN RECOMMENDED MUST BE APPROVED BY DELPHI PACKARD ELECTRIC SYSTEMS ENGINEERING.

MINIMUMS

ELECTRICAL CONDUCTIVITY - >28% IACS AT 20 °C. USE OF A MATERIAL WITH CONDUCTIVITY <28% IACS MUST BE APPROVED BY PACKARD ELECTRIC MATERIALS ENGINEERING.

TENSILE STRENGTH - 430 - 480 MPa

UNDERPLATING FOR TIN PLATING - FOR BASE MATERIALS CONTAINING 10% OR MORE ZINC, AN UNDERPLATE OF COPPER 0.0025 MM (100 µIN) MINIMUM THICK IS REQUIRED.

PROCESSING LUBRICANT - ANY PROCESSING LUBRICANT REMAINING ON TERMINALS MUST NOT VARNISH OR DEGRADE THE ELECTRICAL PERFORMANCE OF THE CONNECTION UP TO A MAXIMUM TEMPERATURE OF 150°C. PROCESSING LUBRICANTS MUST BE APPROVED BY DELPHI PACKARD ELECTRIC SYSTEMS ENGINEERING.

MATING BLADE INFORMATION

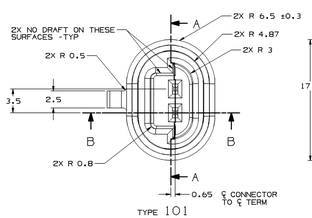

TYPE 101

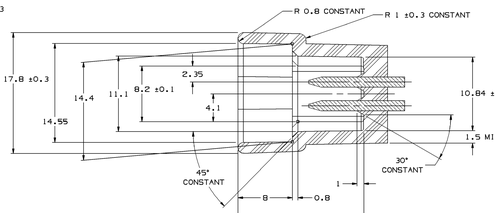

SECTION A-A

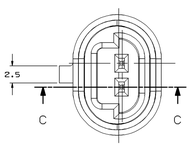

TYPE 102
SAME AS TYPE 101
EXCEPT AS SHOWN

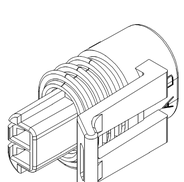

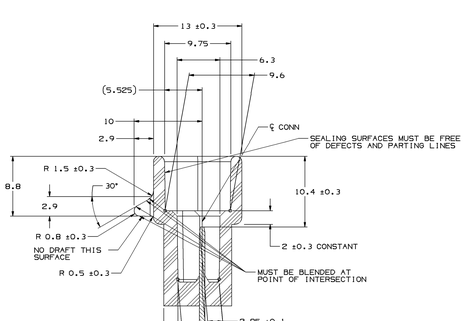

SECTION B-B

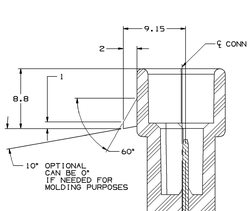

SECTION C-C

NOTES

1. UNLESS OTHERWISE SPECIFIED AND/OR INDICATED: DIMENSIONS ARE TO FACE OF VIEW SHOWN AND AUTOMATICALLY ROUNDED BY COMPUTER FOR INSPECTION. (SEE MATH MODEL FOR PRECISE DIMENSIONS.) FOR ALL OTHER DIMENSIONS NOT SHOWN BUT REQUIRED FOR TOOL BUILD, SEE MATH MODEL FOR PRECISE TOOL PATH DATA. ALL RADII 0.4 DRAFT IS 1° ON ALL OUTSIDE SURFACES
2. RECOMMENDED MATERIAL: GLASS REINFORCED NYLON OR POLYESTER

MATING CONNECTOR INFORMATION

SYMBOL DEFINITION		
A DIMENSION WITHOUT AN INSPECTION REPORT SYMBOL (□) DOES NOT REQUIRE INSPECTION. IT MAY BE CONTROLLED ON THE INDIVIDUAL COMPONENT DRAWING.	TOTAL NO OF INSPECTIONS REQUIRED	2
	LAST NO. USED	2

MISSING SYMBOLS
NO MISSING SYMBOL NUMBER

DWG STATUS DATE	STN	REV	N/P	DHE	ZONE	REVISION HISTORY	AUTH	DR	APVD	APVD 2
31AU99	R	03	-	-	-	CLEARED REV COLUMN & 15324478 -REVISED CABLE SEAL AND COLOR	195239	HK	CMP	JR
15OC02	R	02	-	-	-	ALL PARTS - ALIGNED VIEWS, REMOVED NOTE1 ASTERISK (*) INDICATES 150.2 TERMINAL CAVITIES, ADDED N/P COLUMN TO PART NUMBER CHART, AND ADDED NOTE 5. 12162195 - UPDATED PDM ATTRIBUTES	231922	SRB	SRB	GM
20JL04	R	03	-	-	-	15324478, 15304635, 12162195, 12162194, AND 12162193 - CORRECTED REVISION LEVELS	256579	WJM	WJM	BB
24APD6	R	04	-	-	-	13584122 - RELEASED	279760	LLJ	LLJ	MF
06SED6	R	05	-	-	-	ALL PARTS - REVISED NOTE 3 AND REVISED INSPECTION SYMBOLS	284222	MM	MM	MF
01NOD6	R	06	-	-	-	ALL ACTIVE PARTS - UPDATED MATING BLADE INFORMATION AND ALL INDIVIDUAL COMPONENT DIMENSIONS WITHOUT INSPECTION SYMBOLS WERE CHANGED TO REFERENCE	286288	JBD	AUG	BDB
16AU11	R	07	-	-	-	ALL ACTIVE PARTS - ADDED APPLICATION DRAWING NOTE: 13883975 - RELEASED	415111	MAD	JAA	DAF
10SE13	R	08	-	-	-	33108383 - RELEASED	423881	CAR	JVW	JSM
15AU13	R	09	-	-	-	33108383 - RESTRICTED AND UPDATED PART AVAILABILITY	424581	BK	JVW	JSM
03JA14	R	10	-	-	-	ALL ACTIVE PARTS - ADDED LUBEWELL LUBRICANT NOTE	424996	JVR	JVW	KRM

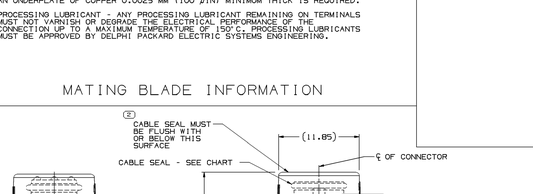

TYPE 102
SAME AS TYPE 101
EXCEPT AS SHOWN

TYPE 101

OPTIONAL CONSTRUCTION
SCALE 10:1

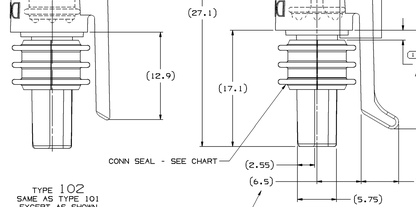

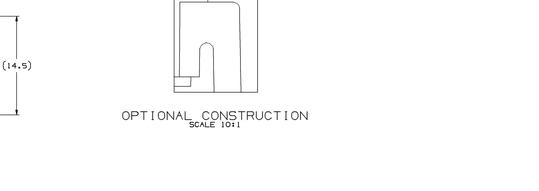

NOTES

1. UNLESS OTHERWISE SPECIFIED AND/OR INDICATED: DIMENSIONS ARE TO FACE OF VIEW SHOWN AND AUTOMATICALLY ROUNDED BY COMPUTER FOR INSPECTION. (SEE MATH MODEL FOR PRECISE DIMENSIONS.)
2. WHEN PARTS ARE SHIPPED THEY MUST BE PACKED IN PLASTIC BAGS OR SHIPPING CONTAINERS MUST BE LINED WITH PLASTIC LINERS. BAGS OR LINES MUST BE SEALED TO AVOID ENTRY OF FOREIGN MATTER.
3. THIS PRODUCT IS NOT CATEGORIZED AS AN APPEARANCE ITEM. MINOR IMPERFECTIONS INCLUDING, BUT NOT LIMITED TO: FLOW MARKS, COLOR BLEMISHES, GATE VESTIGE, AND SOFT FLASH THAT DO NOT AFFECT THE FIT, FORM, OR FUNCTION OF THE PART ARE PERMISSIBLE PER DPNP-4.7-CS-01.
4. FOR LEAD LENGTH CALCULATIONS, DISTANCE FROM MATING END OF CONNECTOR TO FRONT OF CABLE CORE IS 10.75/7.05.
5. FOR PART NUMBER WITH ADHESIVE, USE M3510001 OR ADHESIVE APPROVED BY MATERIALS ENGINEERING TO GLUE CONNECTOR SEAL TO CONNECTOR.
6. FOR APPLICATION DATA SEE THE INDIVIDUAL APPLICATION DRAWINGS.
7. S-60-T LUBEWELL LUBRICANT CAN BE USED AS AN AUXILIARY SUPPORT ON THE CABLE INSTALLATION PROCESS.

SEE NOTE #5

PART NO WITH ADHESIVE	REV	N/P	PART NO WITHOUT ADHESIVE	REV	N/P	TYPE	CABLE SEAL AND COLOR	CONN NO	CONN SEAL	RESTRICTED USAGE
-	-	-	33108383	01	AB	101	15344948 - ORN	12162192	12040750	RESTRICTED
13883975	01	AA	13584122	01	AD	101	12110169 - LT ORN	13584120	13511248	-
-	-	-	15324478	02	AF	101	12078083 - TAN	15324477	12040750	-
-	-	-	15304635	A6	-	102	12110169 - LT - ORN	15304636	12040750	-
-	-	-	12162195	A6	-	101	12110169 - LT - ORN	12162192	12040750	-
-	-	-	12162194	A6	-	101	12078083 - TAN	12162192	12040750	-
-	-	-	12065242	A	-	101	12040751 - GRN	12065241	12040750	-
-	-	-	12162193	A6	-	101	12040751 - GRN	12162192	12040750	-

DIMENSIONAL RANGE (MM)											
FROM	0	3	30	6	10	150	250	1000	1500	2000	
TO	3	6	30	10	150	250	1000	1500	2000	3000	
TOLERANCE UNLESS OTHERWISE SPECIFIED											
±0.15	±0.2	±0.3	±0.4	±0.5	±0.8	±1	±1.2	±1.5	±2	±3	

ANGULAR TOLERANCE ±2°

(N/A) PROCESS SENSITIVE DIMENSION
DIMENSION ENCLOSED IN () INDICATE REFERENCE DIMENSION, USE NO TOLERANCE LIMITS ARE ESTABLISHED

REFERENCE

THIRD ANGLE PROJECTION

DO NOT SCALE

USE WITH CAD DATA

THIS DRAWING IS THE PROPERTY OF DELPHI CORPORATION AND IS LOANED UPON THE EXPRESS CONDITION THAT IT IS NOT TO BE REPRODUCED, COPIED, OR LOANED TO ANYONE OUTSIDE THE RECEIVING COMPANY OR TO ANYONE OUTSIDE THE RECEIVING COMPANY'S PLANTS WITHOUT THE EXPRESS WRITTEN AUTHORIZATION OF DELPHI CORPORATION.

COPYRIGHT 1994 DELPHI CORPORATION, HELPER ITS AFFILIATES. ALL RIGHTS RESERVED.

THIS DRAWING IS THE PROPERTY OF DELPHI CORPORATION AND IS LOANED UPON THE EXPRESS CONDITION THAT IT IS NOT TO BE REPRODUCED, COPIED, OR LOANED TO ANYONE OUTSIDE THE RECEIVING COMPANY OR TO ANYONE OUTSIDE THE COMPANY'S PLANTS WITHOUT EXPRESS AUTHORIZATION. IS PROHIBITED.

DWG TYPE	PART DRAWING
STYLE	
SIZE	D
UNLESS OTHERWISE SPECIFIED	

THIS DOCUMENT IS IN ACCORDANCE WITH ASME Y14.5M-1994 AS INTERPRET BY THE GLOBAL STANDARDS OF DELPHI CORPORATION. THE 3D MODEL OF THE DEPARTMENT AND RELATED SYSTEMS WHICH WILL ALSO INCLUDE PRODUCT DATA, IS THE MASTER DATA SOURCE. ALL DIMENSIONS AND TOLERANCES DERIVED BY INTERPOLATION OF LOCATION TOLERANCES, ARE TO BE CONSIDERED AS BASIC. ALL DIMENSIONS AND TOLERANCES BY EXTRAPOLATION ARE NOT ALLOWED. ALL DIMENSIONS ARE IN MILLIMETERS

		DATE
DR		
APVD1	HENRY HOKE	09FE94
APVD2	HENRY HOKE	09FE94
APVD3	S. VUMKER	10FE94
APVD4		
APVD5		

SUBSTITUTES OF CONFORM AND RECYCLED CONTENT PER DELPHI (294002)

DELPHI
DELPHI PACKARD ELECTRICAL/ELECTRONIC ARCHITECTURE
WARREN, OH

DRAWING NAME
SEE CHART

DRAWING NAME
TAXI ASM CONN F M/P 150.2 SLD

DRAWING NUMBER
12162269

SIZE	SCALE	TWIGS	SHEET	SHEETS	REV	PRELIM
A1x3	5:1	1 OF 2	1 OF 1	R	10	-

12162269