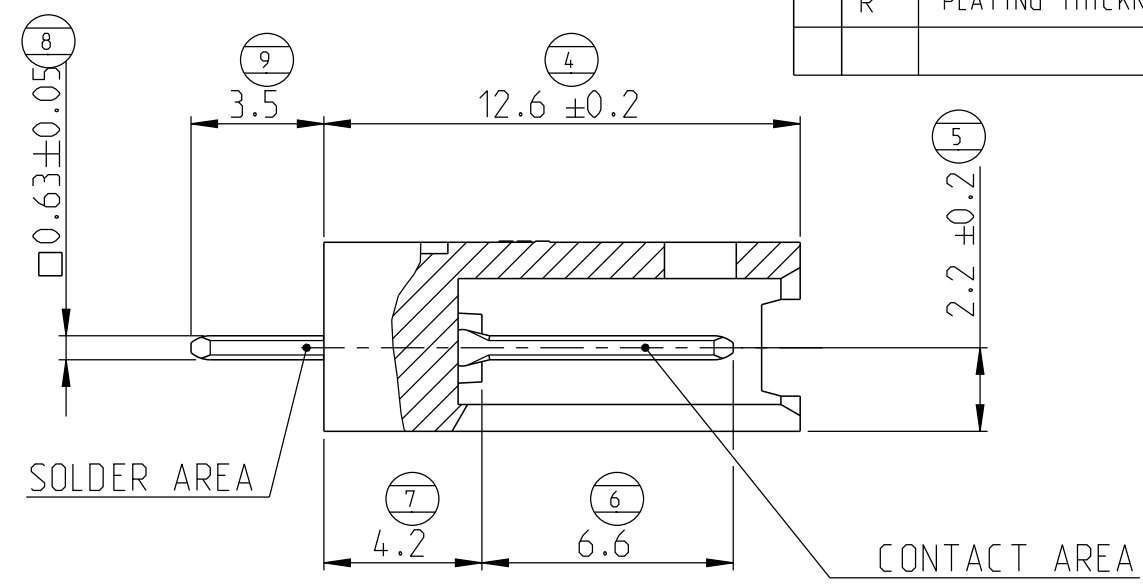
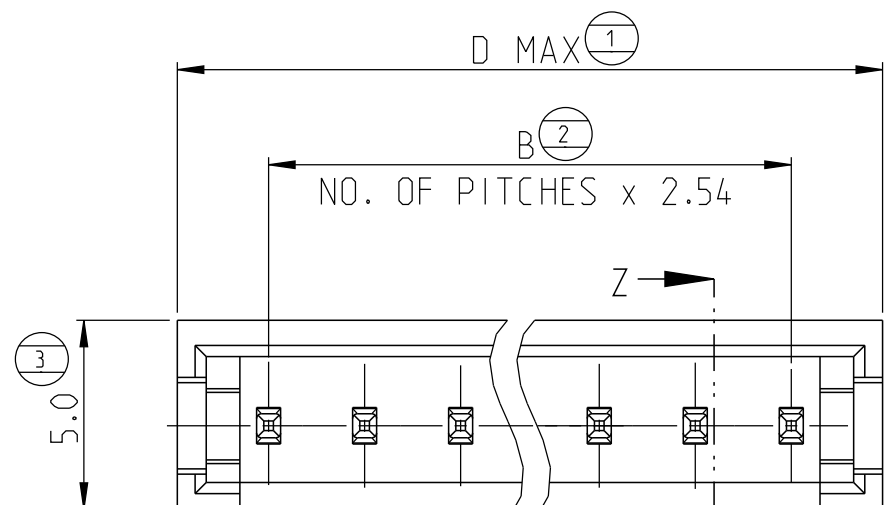
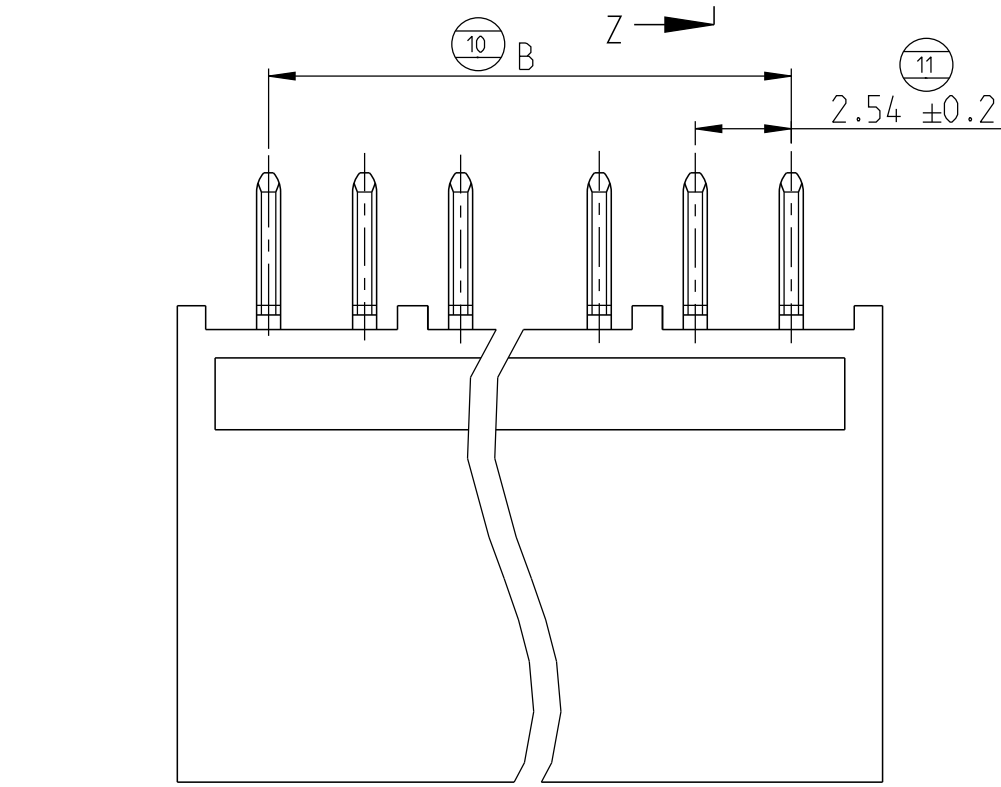


P	LTR	DESCRIPTION	DATE	DWN	APVD
N		DRAWING REDRAWN, PLASTIC SUPPLIER CHANGED	27MAY2021	SB	KJK
P		PLATING CHANGED FROM BRIGHT TO MATTE TIN	06DEC2023	SP	KJK
R		PLATING THICKNESS OPTIMIZATION	09OCT2024	SN	KJK



PARTIAL SEC Z-Z



58.5	53.34	280376-3	<del>280376-2</del>	280376-1	22
40.7	35.56	280375-3	280375-2	280375-1	15
33.1	27.94	280520-3	280520-2	280520-1	12
28.0	22.86	280374-3	280374-2	280374-1	10
25.4	20.32	<del>280508-3</del>	280508-2	280508-1	9
22.9	17.78	<del>280373-3</del>	280373-2	280373-1	8
17.8	12.70	280372-3	280372-2	280372-1	6
12.7	7.62	280371-3	280371-2	280371-1	4
7.7	2.54	280370-3	280370-2	280370-1	2
D	B	PART NUMBER (3)	PART NUMBER (2)	PART NUMBER (1)	NO. OF POS.

NOTES:

- (1) FINISH: 3-5 μm TIN OVER MIN 1.27 μm NICKEL
- (2) FINISH: MIN 0.28 μm PdNi + 0.1 μm Au Flash IN CONTACT AREA AND 2.5 μm TIN IN SOLDER AREA, OVER MIN 1.27 μm NICKEL.
- (3) FINISH: MIN 0.66 μm PdNi + 0.1 μm Au Flash IN CONTACT AREA AND 2.5 μm TIN IN SOLDER AREA, OVER MIN 1.27 μm NICKEL.
- (4) MATERIALS:  
-HOUSINGS: FLAME RETARDANT THERMOPLASTIC, UL94V0, COLOR BLACK.  
-TIN AND GOLD PLATED CONTACT: BRASS
- (5) OBSOLETE PN
- (6) PN SUPERSEDED BY 280508-2

THIS DRAWING IS A CONTROLLED DOCUMENT.		DWN G. CAMPIA 12FEB1990	TE Connectivity				
DIMENSIONS: mm		CHK -					
TOLERANCES UNLESS OTHERWISE SPECIFIED: ±0.3		APVD -	NAME AMPMODU II SHROUDED HEADER SINGLE ROW, STRAIGHT POST				
0 PLC ± 1 PLC ± 2 PLC ± 3 PLC ± 4 PLC ± ANGLES ± 2°		PRODUCT SPEC 108-20025					
MATERIAL		FINISH -	APPLICATION SPEC -	SIZE A3	CAGE CODE 00779	DRAWING NO C=280370	RESTRICTED TO -
CUSTOMER DRAWING			WEIGHT -	SCALE 5:1	SHEET 1 OF 1	REV R	