ASSEMBLY ITEM NUMBER	PART CHARACTERISTICS		
	NUMBER OF POSITION	PANEL MOUNT OPTION	MATERIAL
43020-0200	02	YES	"B"
43020-0201	02	NO	
43020-0400	04	YES	
43020-0401	04	NO	
43020-0600	06	YES	
43020-0601	06	NO	
43020-0800	08	YES	
43020-0801	08	NO	
43020-1000	10	YES	
43020-1001	10	NO	
43020-1200	12	YES	
43020-1201	12	NO	
43020-1400	14	YES	
43020-1401	14	NO	
43020-1600	16	YES	
43020-1601	16	NO	
43020-1800	18	YES	
43020-1801	18	NO	
43020-2000	20	YES	
43020-2001	20	NO	
43020-2200	22	YES	
43020-2201	22	NO	
43020-2400	24	YES	
43020-2401	24	NO	

CKT. NO.	DIM. "A"	DIM. "B"	DIM. "C"	DIM. "D"
2	.152/(3.86)	N/A	.166/(4.21)	.311/(7.90)
4	.270/(6.85)	.118/(3.00)	.284/(7.21)	.429/(10.90)
6	.388/(9.85)	.236/(6.00)	.402/(10.21)	.547/(13.89)
8	.506/(12.85)	.354/(9.00)	.520/(13.21)	.665/(16.89)
10	.624/(15.85)	.472/(12.00)	.638/(16.21)	.783/(19.89)
12	.742/(18.85)	.591/(15.00)	.756/(19.21)	.901/(22.89)
14	.860/(21.85)	.709/(18.00)	.874/(22.20)	1.019/(25.88)
16	.978/(24.85)	.827/(21.00)	.992/(25.20)	1.137/(28.88)
18	1.096/(27.85)	.945/(24.00)	1.110/(28.20)	1.255/(31.88)
20	1.215/(30.85)	1.063/(27.00)	1.229/(31.22)	1.373/(34.87)
22	1.333/(33.85)	1.181/(30.00)	1.347/(34.22)	1.491/(37.87)
24	1.451/(36.85)	1.299/(33.00)	1.465/(37.22)	1.609/(40.87)

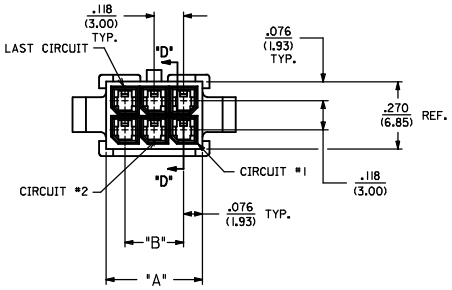

NOTES:
1) HOUSING MATERIAL:
"A" - UNFILLED POLYESTER, RATED U.L. 94V-0, COLOR IS BLACK.
"B" - UNFILLED NYLON, RATED U.L. 94V-0, HALOGEN-FREE, COLOR IS BLACK.
2) FINISH: N/A
3) PRODUCT SPECIFICATION: PS-43045
4) PACKAGING SPECIFICATION: PK-43020-001
5) THIS HOUSING MATES WITH MICRO-FIT RECEPTACLE #43025-****
6) THIS HOUSING TO BE USED WITH MOLEX MALE TERMINAL #43031-****
7) DESIGNED FOR .055/(1.4) MINIMUM TO A .100/(2.54) MAXIMUM THICK PANEL OR PRINTED CIRCUIT BOARD.
8) SEE SECTION "D"-"D" FOR TERMINAL ORIENTATION IN HOUSING.
9) PANEL MOUNT FEATURES MUST LOCK ON SIDE OPPOSITE PUNCH SIDE FOR OPTIMUM RETENTION.
10) PART CONFORMS TO CLASS 'B' REQUIREMENTS OF COSMETIC SPECIFICATION PS-45499-002. SOME HOUSINGS MAY HAVE A SMALL GATE BLEMISH NEAR THE GATE LOCATION THAT DOES NOT AFFECT FUNCTIONALITY.

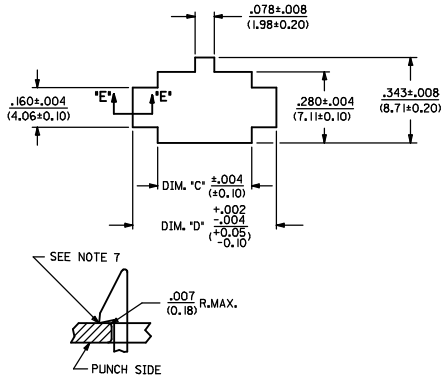

SECTION "E"-"E"
(NO SCALE)

RECOMMENDED PANEL CUT-OUT
(SEE NOTES 7 & 9)

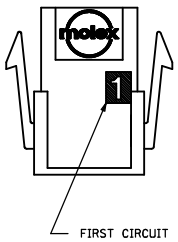

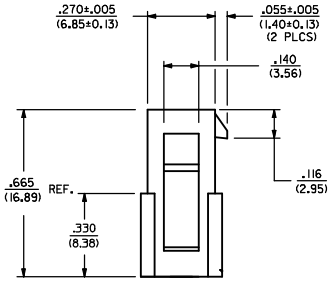

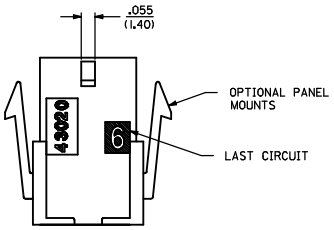

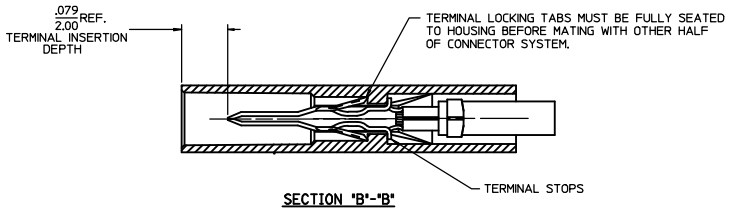

SECTION "B"-"B"

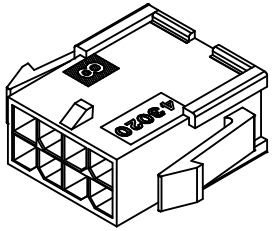

PLUG WITH OPTIONAL PANEL MOUNTS
ISO VIEW
(8 CIRCUIT SHOWN)

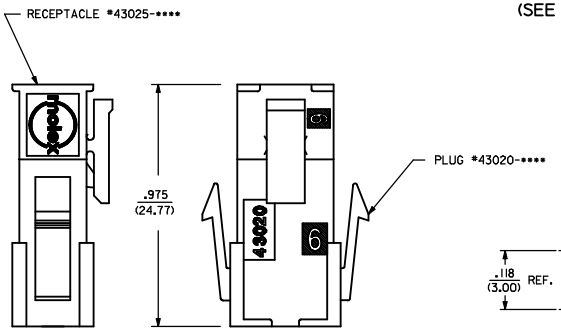

MATED MICRO-FIT CONNECTOR

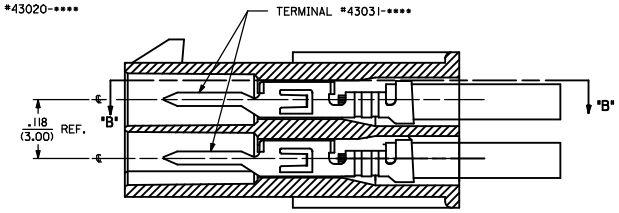

SECTION "D"-"D"
WITH TERMINAL
(SCALE: 8X)

REV	DESCRIPTION
G4	UPDATE PUNCHED HOLE EC NO: UCP2017-0525 2016/09/13 DRWN:JQUILES 2016/09/13 CHKD:SSOUSEK 2016/10/07 APPR:FSMITH

QUALITY SYMBOLS: ▽=0, ▽=0, ▽=0

GENERAL TOLERANCES (UNLESS SPECIFIED)	mm	INCH
4 PLACES	± ---	± ---
3 PLACES	± ---	± .010
2 PLACES	± 0.25	± .014
1 PLACE	± 0.35	± ---
0 PLACE	± ---	± ---
ANGULAR ±1/2°		

DRAFT WHERE APPLICABLE MUST REMAIN WITHIN DIMENSIONS

DIMENSION STYLE: IN/MM
SCALE
DESIGN UNITS: METRIC
THIRD ANGLE PROJECTION

DRAWN BY	AFG	DATE 1993/01/07
CHECKED BY	BAP	DATE 1993/01/07
APPROVED BY	FSMITH	DATE 2016/10/07
MATERIAL NO.	SEE CHART	

TITLE: MICRO-FIT(3.0) 2 THRU 24 CIRCUIT PLUG WITH OPTIONAL PANEL MOUNTS

molex

DOCUMENT NO. SDA-43020-****
SHEET NO. 1 OF 1
SIZE D

THIS DRAWING CONTAINS INFORMATION THAT IS PROPRIETARY TO MOLEX INCORPORATED AND SHOULD NOT BE USED WITHOUT WRITTEN PERMISSION